



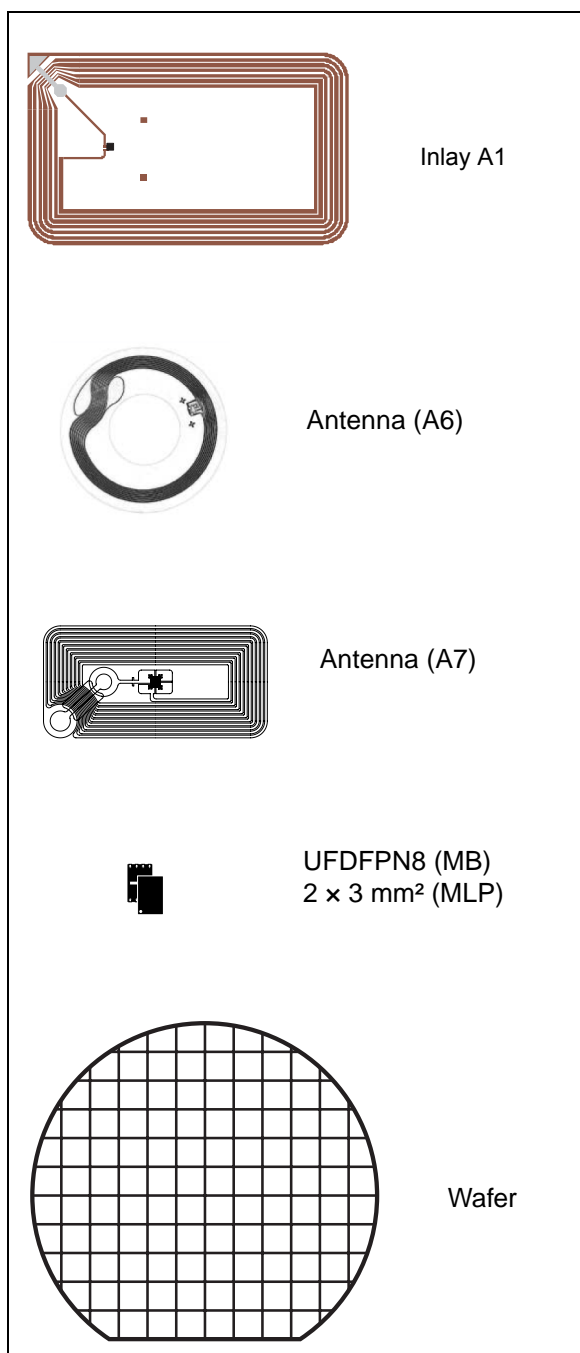
# LRIS2K

2048 bit EEPROM TAG IC at 13.56 MHz, with 64-bit UID and Password, ISO15693 and ISO18000-3 Mode 1 compliant

Data Brief

## Features

- ISO15693 standard fully compliant
- ISO18000-3 mode 1 standard fully compliant
- 13.56 MHz  $\pm 7$ k Hz carrier frequency
- To Tag: 10% or 100% ASK modulation using 1/4 (26 Kbit/s) or 1/256 (1.6 Kbit/s) pulse position coding
- From Tag: Load modulation using Manchester coding with 423 KHz and 484 KHz Sub-carriers in Low (6.6 Kbit/s) or High (26 Kbit/s) data rate mode. Supports the 53Kbit/s data rate with Fast commands
- Internal tuning capacitor (21 pF, 28.5 pF, 97 pF)
- 1 000 000 Erase/Write cycles (minimum)
- 40 year data retention (minimum)
- 2048 bits EEPROM with Block Lock feature
- 64-bit Unique Identifier (UID)
- Electrical Article Surveillance (EAS) capable (software controlled)
- Kill function
- Multi-password protection
- Read & Write (Block of 32 bits)
- 6 ms programming time
- Packages
  - ECOPACK® (RoHS compliant)



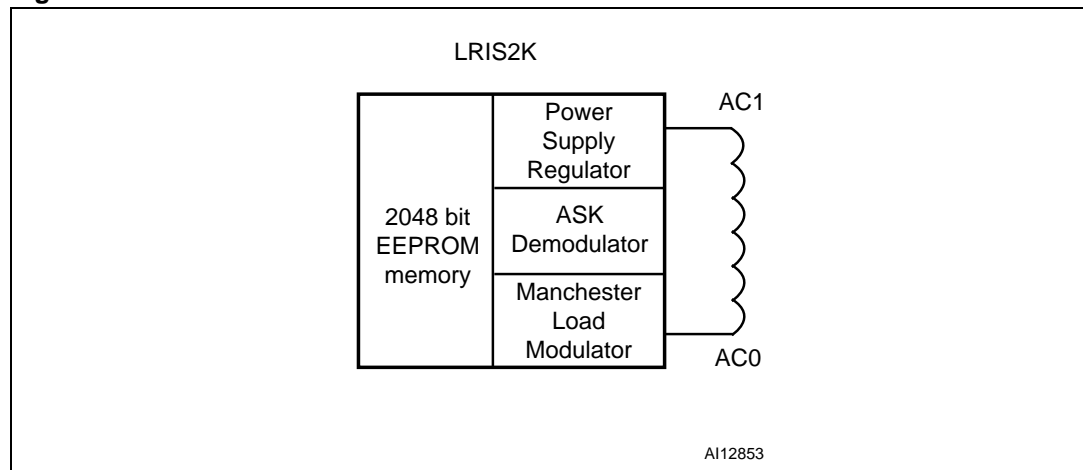
# 1 Description

The LRIS2K is a contactless memory powered by the received carrier electromagnetic wave. It is a 2048-bit Electrically Erasable Programmable Memory (EEPROM). The memory is organized as 64 blocks of 32 bits. The LRIS2K is accessed via the 13.56 MHz carrier electromagnetic wave on which incoming data are demodulated from the received signal amplitude modulation (ASK: Amplitude Shift Keying). The received ASK wave is 10% or 100% modulated with a Data rate of 1.6 Kbit/s using the 1/256 pulse coding mode or a Data rate of 26 Kbit/s using the 1/4 pulse coding mode.

Outgoing data are generated by the LRIS2K load variation using Manchester coding with one or two sub-carrier frequencies at 423 KHz and 484 kHz. Data are transferred from the LRIS2K at 6.6 Kbit/s in low data rate mode and 26Kbit/s high data rate mode. The LRIS2K supports the 53 Kbit/s in high data rate mode in one subcarrier frequency at 423 kHz.

The LRIS2K follows the ISO15693 recommendation for Radio frequency power and signal interface.

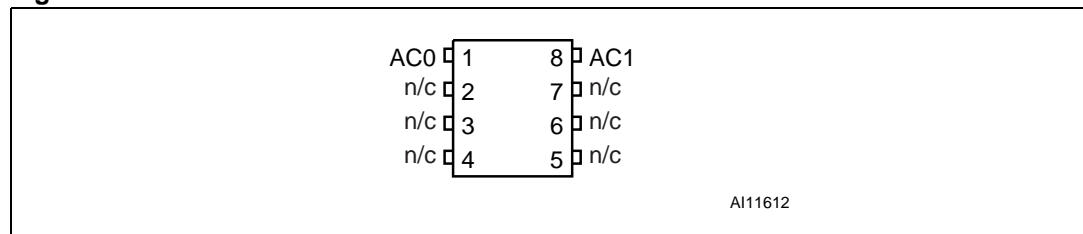
**Figure 1. Pad connections**



**Table 1. Signal names**

AC1	Antenna Coil
AC0	Antenna Coil

**Figure 2. MLP connections**



1. n/c means not connected internally.

## 1.1 Memory mapping

The LRIS2K is divided into 64 blocks of 32 bits as shown in [Table 2](#). Each block can be individually Read and/or Write Protected using a specific lock or password command.

The User Area consists of blocks that are always accessible. READ and WRITE operations are possible if the addressed block is not protected. During a WRITE, the 32 bits of the block are replaced by the new 32-bit value.

The LRIS2K also has a 64-bit block that is used to store the 64-bit Unique Identifier (UID). The UID is compliant with the ISO15963 description, and its value is used during the anti-collision sequence (INVENTORY). This block is not accessible by the user and its value is written by ST on the production line.

The LRIS2K also includes an AFI register in which the Application Family Identifier is stored, and a DSFID register in which the Data Storage Family Identifier used in the anti-collision algorithm is stored. The LRIS2K has four additional 32-bit blocks in which the KILL code and the Password codes are stored.

**Table 2. Memory map**

Add	0	7	8	15	16	23	24	31	Protect status
0	User Area								5 bits
1	User Area								5 bits
2	User Area								5 bits
3	User Area								5 bits
4	User Area								5 bits
5	User Area								5 bits
6	User Area								5 bits
7	User Area								5 bits
8	User Area								5 bits
	User Area								5 bits
	User Area								5 bits
	User Area								5 bits
	User Area								5 bits
60	User Area								5 bits
61	User Area								5 bits
62	User Area								5 bits
63	User Area								5 bits

	UID 0	UID 1	UID 2	UID 3
	UID 4	UID 5	UID 6	UID 7
	AFI	DSFID		
0	KILL code			5 bits
1	Password code 1			5 bits
2	Password code 2			5 bits
3	Password code 3			5 bits

## 1.2 Commands

The LRIS2K supports the following commands:

- **Inventory**, used to perform the anti-collision sequence.
- **Stay Quiet**, used to put the LRIS2K in quiet mode, where it does not respond to any inventory command.
- **Select**, used to select the LRIS2K. After this command, the LRIS2K processes all Read/Write commands with Select\_Flag set.
- **Reset To Ready**, used to put the LRIS2K in the ready state.
- **Read Block**, used to output the 32 bits of the selected block and its locking status.
- **Write Block**, used to write the 32-bit value in the selected block, provided that it is not locked.
- **Lock Block**, used to lock the selected block. After this command, the block cannot be modified.
- **Write AFI**, used to write the 8-bit value in the AFI register.
- **Lock AFI**, used to lock the AFI register.
- **Write DSFID**, used to write the 8-bit value in the DSFID register.
- **Lock DSFID**, used to lock the DSFID register.
- **Get System Info**, used to provide the system information value
- **Get Multiple Block Security Status**, used to send the security status of the selected block.
- **Initiate**, used to trigger the tag response to the Inventory Initiated sequence.
- **Inventory Initiated**, used to perform the anti-collision sequence triggered by the Initiate command.
- **Kill**, used to definitively deactivate the tag.
- **Write Password**, used to write the 32 bits of the selected password.
- **Lock Password**, used to write the Protect Status bits of the selected block.
- **Present Password**, enables the user to present a password to unprotect the user blocks linked to this password.
- **Fast Initiate**, used to trigger the tag response to the Inventory Initiated sequence.
- **Fast Inventory Initiated**, used to perform the anti-collision sequence triggered by the Initiate command.
- **Fast Read Single Block**, used to output the 32 bits of the selected block and its locking status.

### 1.3 Initial dialogue for vicinity cards

The dialog between the Vicinity Coupling Device (VCD) and the Vicinity Integrated Circuit Card or VICC (LRIS2K) takes place as follows:

- activation of the LRIS2K by the RF operating field of the VCD.
- transmission of a command by the VCD.
- transmission of a response by the LRIS2K.

This technique is called RTF (Reader Talk First).

## 2 Part numbering

**Table 3. Ordering information scheme**

Example: LRIS2K - W4/22

**Device type**

LRIS2K

**Package**

W4 = 180µm ± 15µm Unsawn Wafer

SBN18 = 180µm ± 15µm Bumped and Sawn Wafer on 8-inch Frame

A1T = 45mm x 76mm Copper Antenna on Continuous Tape

A1S = 45mm x 76mm Copper Singulated Adhesive Antenna on Tape

A6S2U = 35mm Copper Singulated Adhesive CD Antenna on white PET Tape and no marking

A7T = 20mm x 40mm Copper Antenna on Continuous Tape

MBTG = UFD8FN8 (MLP8), Tape & Reel Packing, Lead-Free, RoHS compliant, Sb2O3-free and TBBA-free

For a full list of the available options, please see the current Memory Shortform Catalog.

For further information on any aspect of this device, please contact your nearest ST Sales Office.

### 3 Revision history

**Table 4. Document revision history**

Date	Revision	Changes
28-Apr-2006	1	Initial release.
19-Feb-2007	2	Internal tuning capacitor values changed. Antennas A6 and A7 and MLP package added. Packages are ECOPACK® compliant. Small text changes.

**Please Read Carefully:**

Information in this document is provided solely in connection with ST products. STMicroelectronics NV and its subsidiaries ("ST") reserve the right to make changes, corrections, modifications or improvements, to this document, and the products and services described herein at any time, without notice.

All ST products are sold pursuant to ST's terms and conditions of sale.

Purchasers are solely responsible for the choice, selection and use of the ST products and services described herein, and ST assumes no liability whatsoever relating to the choice, selection or use of the ST products and services described herein.

No license, express or implied, by estoppel or otherwise, to any intellectual property rights is granted under this document. If any part of this document refers to any third party products or services it shall not be deemed a license grant by ST for the use of such third party products or services, or any intellectual property contained therein or considered as a warranty covering the use in any manner whatsoever of such third party products or services or any intellectual property contained therein.

**UNLESS OTHERWISE SET FORTH IN ST'S TERMS AND CONDITIONS OF SALE ST DISCLAIMS ANY EXPRESS OR IMPLIED WARRANTY WITH RESPECT TO THE USE AND/OR SALE OF ST PRODUCTS INCLUDING WITHOUT LIMITATION IMPLIED WARRANTIES OF MERCHANTABILITY, FITNESS FOR A PARTICULAR PURPOSE (AND THEIR EQUIVALENTS UNDER THE LAWS OF ANY JURISDICTION), OR INFRINGEMENT OF ANY PATENT, COPYRIGHT OR OTHER INTELLECTUAL PROPERTY RIGHT.**

**UNLESS EXPRESSLY APPROVED IN WRITING BY AN AUTHORIZED ST REPRESENTATIVE, ST PRODUCTS ARE NOT RECOMMENDED, AUTHORIZED OR WARRANTED FOR USE IN MILITARY, AIR CRAFT, SPACE, LIFE SAVING, OR LIFE SUSTAINING APPLICATIONS, NOR IN PRODUCTS OR SYSTEMS WHERE FAILURE OR MALFUNCTION MAY RESULT IN PERSONAL INJURY, DEATH, OR SEVERE PROPERTY OR ENVIRONMENTAL DAMAGE. ST PRODUCTS WHICH ARE NOT SPECIFIED AS "AUTOMOTIVE GRADE" MAY ONLY BE USED IN AUTOMOTIVE APPLICATIONS AT USER'S OWN RISK.**

Resale of ST products with provisions different from the statements and/or technical features set forth in this document shall immediately void any warranty granted by ST for the ST product or service described herein and shall not create or extend in any manner whatsoever, any liability of ST.

ST and the ST logo are trademarks or registered trademarks of ST in various countries.

Information in this document supersedes and replaces all information previously supplied.

The ST logo is a registered trademark of STMicroelectronics. All other names are the property of their respective owners.

© 2007 STMicroelectronics - All rights reserved

STMicroelectronics group of companies

Australia - Belgium - Brazil - Canada - China - Czech Republic - Finland - France - Germany - Hong Kong - India - Israel - Italy - Japan - Malaysia - Malta - Morocco - Singapore - Spain - Sweden - Switzerland - United Kingdom - United States of America

[www.st.com](http://www.st.com)